

Guideline for PESP Applicants 2018

A. PETRONAS Education Sponsorship Programme (PESP) Information

Since 1975, PETRONAS has awarded sponsorship to more than 36,000 deserving students who dared to push their boundaries academically, while possessing a performance mindset and leadership capabilities. This is PETRONAS' way of nurturing the right talent that will ultimately contribute back to the company, industry and the nation.

Application for the PESP is once again open to outstanding Malaysians to pursue undergraduate studies in oil and gas related fields. Eligible candidates will be shortlisted and interviewed prior to final selection.

The sponsorship is open for students aspiring to pursue their undergraduate studies at higher learning institutions as follows:-

Universiti Teknologi PETRONAS	Overseas Universities
Complete 1-year Foundation Programme at UTP prior to pursuing the Bachelor's Degree Programme	Complete up to 24 months of Pre-University Programme in Malaysia prior to pursuing the Bachelor's Degree Programme overseas.

Eligibility criteria

1. Malaysian citizens aged between **17 - 19 years old in 2018**
2. **Strong leadership skills** and **active participation** (demonstrable) in extra-curricular activities
3. Academic qualification required for the sponsored programme:

University	Programmes	Qualification Required
UTP	<ul style="list-style-type: none"> ▪ Chemical Engineering ▪ Electrical & Electronic Engineering ▪ Mechanical Engineering 	Minimum 4A+, 5A- in SPM 2017, with minimum A- for the following subjects: <ol style="list-style-type: none"> 1. Chemistry 2. Physics 3. Mathematics
Overseas Universities	<ul style="list-style-type: none"> ▪ Applied Chemistry ▪ Chemical Engineering ▪ Electrical & Electronic Engineering ▪ Electrical & Electronic Engineering (Instrumentation) ▪ Geology/Geophysics ▪ Material Engineering/Material Science ▪ Mechanical Engineering 	
	<ul style="list-style-type: none"> ▪ Accounting ▪ Actuarial Science ▪ Computer Science ▪ Economics ▪ Law ▪ Mathematics ▪ Psychology ▪ Sociology ▪ Statistics 	Minimum 4A+, 5A- in SPM 2017, with minimum A- for Mathematics

PETRONAS YoungStars Day (PYD)

The shortlisted candidates will be invited to attend PYD at identified date and venue. During the PYD, the candidates will be assessed to measure the students' potential via series of assessments which consist of the following:-

Phase	Assessment Tool	Detail
First phase (Online)	Cambridge Personal Style Questionnaire (CPSQ)	To assess candidates' personality /potentials
	Thinking Skills Assessment (TSA)	To assess cognitive abilities focusing on Problem Solving and Critical Thinking
Second phase (Interview)	Student Potential Assessment (SPA)	To measure leadership and interpersonal skills

Process & Schedule

Online Application System opens	15 March 2018
Online Application System closes	22 March 2018
Announcement & Invitation for PETRONAS YoungStars Day (PYD)	April 2018
PETRONAS YoungStars Day (PYD)	April 2018
Announcement of Sponsorship Award via SMS Blast and email notification	May 2018
Reply on acceptance/rejection of Sponsorship Award	June 2018

Important Notes

- All applications must be submitted via online application system at <https://educationsponsorship.petronas.com.my>
- **NO** processing fee is required for PESP application
- Notification of successful candidates for the PYD will be announced via <https://educationsponsorship.petronas.com.my>. The same username and password will be required for log-in purposes
- Incomplete or late application will not be processed
- If you choose to study at Universiti Teknologi PETRONAS (UTP), it is **COMPULSARY** to apply for university admission at <http://www.utp.edu.my>.

ONLINE APPLICATION SYSTEM (OAS) GUIDELINE

The OAS Guideline is provided to assist you in completing the online application form for the purpose of applying for the PESP. Kindly ensure that you read and understand the OAS Guideline before submitting the online application form.

No	Content	Page
1.	How to access the online application form	5
2.	OAS Front Page	5
3.	How to register as new user	6
4.	How to log into the system	7
5.	How to change password	7
6.	How to reset forgotten password	8
7.	How to reset locked account	9
8.	How to change email address	9
9.	How to complete online application form	10
10.	Applicant's Consent	10
11.	Programme Selection	11
12.	Personal Information	12
13.	Address Information	13
14.	Applicant's Guardian Information	15
15.	Applicant's Father Information	18
16.	Applicant's Mother Information	20
17.	Academic Information	21
18.	Co - curriculum Information	22
19.	Other Information	22
20.	Confirmation	25
21.	Verify and submit	25
22.	How to check on application status	26

How to access the online application form

1. It is recommended for you to access the online application system through **Internet Explorer 8 and above** or **Google Chrome** browsers.

You might encounter some errors on the online application form if you use other browser.

2. Fill up <https://educationsponsorship.petronas.com.my/> in the browser address and click **<Enter>** to access the online form as shown in Figure 1.0.



Figure 1.0: Fill up <https://educationsponsorship.petronas.com.my/>

Online Application System (OAS) front page

1. Click on **"Sponsorship Application"** button to proceed with registration as a new user.



Figure 2.0: Front page

How to register as a new user

1. Please click on **“Register”** button to proceed with registration.

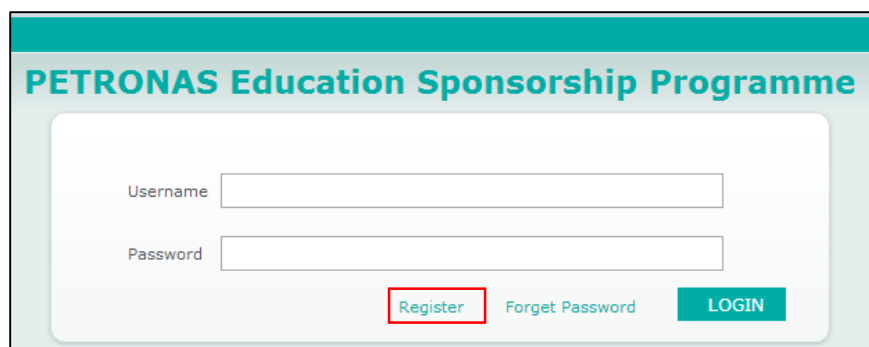


Figure 3.0: Login page

2. Key in required information as shown below:

Field Name	Value/Format	Description
Username	Alphanumerical	Preferred username.
Password	At least 8 alphanumerical character	Preferred password.
Re-type Password	At least 8 alphanumerical character	Re-type preferred password.
I.C Number	Number	I.C Number. Your age must be between 17 – 19 years old in 2018.
Field Name	Value/Format	Description
Email Address	Alphanumerical	Preferred email address.
Please specify total of grade A+, A and A-	Number	Total number of As (A+, A and A-). User registration is not allowed if total number of As (A+, A and A-) is less than 9.
Captcha	Alphanumerical	Key in the given captcha as per image shown on the screen.

3. Click on the **“Register”** button.
4. **Please remember your username and password** as these details will be used to login.
5. Notification email will be sent to the applicant’s email to activate the account by clicking the link on the email.

The registration page contains the following fields and instructions:

- Username ***: Text input field.
- Password ***: Text input field.
- Re-type Password ***: Text input field.
- I.C Number ***: Text input field with a hyphen separator.
- Email Address ***: Text input field.
- Please specify total of grade A+, A and A- ***: Dropdown menu with "Select Grade" option.
- Captcha ***: Image-based captcha with a refresh button.

Information : The same user name and password will be used for checking status of your application. Please check your registration information before proceed to application form.

REGISTER button is located at the bottom left.

Figure 4.0: Registration page

How to log into the system

1. For existing user, key in registered username and password as shown in Figure 5.0.
2. Click **“Login”** button to proceed to online application form.

The login page features the following elements:

- PETRONAS Education Sponsorship Programme** header.
- Username** and **Password** input fields.
- Register**, **Forget Password**, and **LOGIN** buttons.

Figure 5.0: Login page

How to change password

1. Click on the **“Change Password”** button, as shown in Figure 6.0. You will be redirected to change password page as shown in Figure 7.0.

The landing page displays the following information:

- PETRONAS** logo with the tagline "reimagining energy".
- Online Application System (OAS)** title.
- Navigation buttons: **Status**, **Application Form**, **Change Password** (highlighted), and **Logout**.
- User information: **Username : testing3** and **I.C Number : 951229-12-5492**.
- Start** button and a message: **Your application form is incomplete**.

Figure 6.0: Landing page

2. Key in your current and new password.
3. Click on the **"Save"** button as shown in Figure 7.0.

Figure 7.0: Change password page

How to reset forgotten password

1. Click on the **"Forgotten Password"** button as shown in Figure 8.0 to proceed to the page as shown in Figure 10.0.

Figure 8.0: Login page

Figure 9.0: Forgot password page

2. Key in your I.C number and given captcha as per image on screen.
3. Then click **"Send"** button to receive your new password via registered email.
4. Proceed with procedure on how to login to the system using the new password. The system will prompt you to change your password.

How to reset locked account

1. If you receive *"Your account is locked! Please contact Administrator to unlock."* system error message, kindly contact PETRONAS sponsorship helpdesk at **03 – 2331 2277** to request for password reset.
2. Kindly provide your I.C number, username or email address to the system administrator for verification.
3. You will receive a new password from system administrator.
4. Please use the same registered username and new given password to login.
5. Your account will be automatically locked if you key in an incorrect password more than 2 attempts.

How to change the email address

1. Kindly key in registered username and password as shown in Figure 10.0.
2. Click on the "Login" button to proceed to online application form.

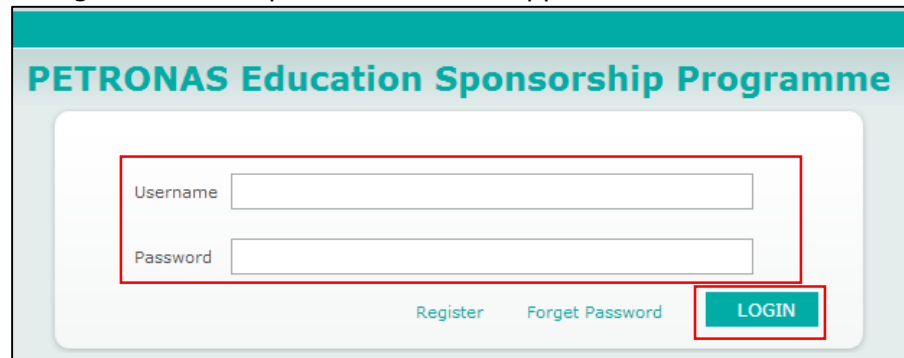


Figure 10.0: Login page

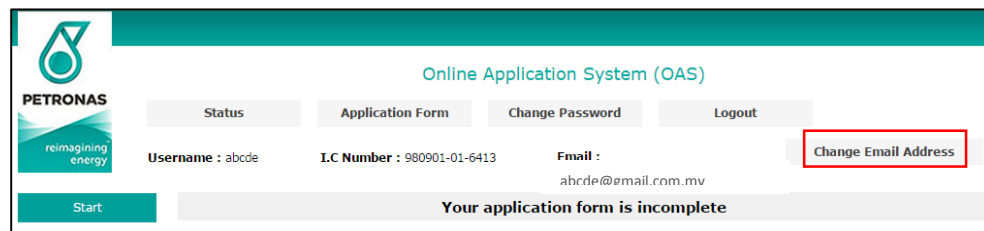


Figure 11.0: Landing page

3. Click on the "Change Email Address" button as shown in Figure 11.0.
4. Key in your new email address
5. Click on the **"Save"** button as shown in Figure 12.0.
6. New email address will be updated and notified to both old and new email address.

Figure 12.0: Change email address page

How to complete the online application form

1. There are 10 sections available in the online application form as shown below:
 - a. Applicant's consent
 - b. Programme Selection
 - c. Personal Information
 - d. Contact Information
 - e. Family Information
 - f. Academic Information
 - g. Co-Curriculum Information
 - h. Other Information
 - i. Declaration
 - j. Verify & Submit
 - k. End
2. Detail procedure to complete each section is available in the subsequent steps.

Applicant's Consent

1. Read all the consent statement carefully and tick on "I agree" check box and then click on "Save/Next" button as shown in Figure 13.0.

SAVE / NEXT

By submitting your details via this website, you hereby give your consent for PETRONAS to:- (a) Store and process your Personal Data; AND (b) Disclose your Personal Data to third parties and governmental authorities as required by law or for legal purposes or in relation to the sponsorship matters. *For the avoidance of doubt, "Personal Data" shall have the meaning of Personal Data as defined in Section 4 of Personal Data Protection Act 2010.

I Agree

SAVE / NEXT

Figure 13.0: Applicant's consent page

Programme Selection

1. Select your preferred Programme Selection, Course Selection and Country Selection from the drop down list.

PROGRAMME SELECTION

Please ensure your SPM result fulfill the minimum academic requirement.

PETRONAS will use reasonable effort to match the programme selection with the candidates' preferences. However, PETRONAS reserves the right to modify the programme selection at any time without notice.

You are allowed to choose (2) different Discipline Selection based on your Programme Selection preference. However, priority will be given to the First Choice.

FIRST CHOICE

Programme Selection*

Discipline Selection*

Country Selection*

SECOND CHOICE

Programme Selection*

Discipline Selection*

Country Selection*

BACK

SAVE / NEXT

Figure 14.0: Select programme page

2. If you are currently not undergoing any pre-university programme, click on “No” radio button as shown in Figure 15.0.

Are you currently undergoing pre-university programme at any Institutions? * Yes No

Figure 15.0: Pre-U programme question

3. If you are currently undergoing a pre-university programme, click on “Yes” radio button as shown in Figure 15.0.
4. It is compulsory for you to fill up the details of college, course and intake date as shown in Figure 16.0.

Are you currently undergoing pre-university programme at other Institutions? * Yes No

College*

Course*

Intake Date*

Figure 16.0: Pre-U programme question

5. Click on “Save/Next” button as shown in Figure 14.0.

Personal information

1. Key in all required fields as shown in Figure 18.0.

Field Name	Value/Format	Description
First Name	Alphabetical	Applicant’s full name
Middle Name	Drop down	Applicant’s middle name
Last Name	Alphabetical	Applicant’s family or father’s name
Title	Radio button	Applicant’s title
Gender	-	Automatically defined based on title
Nationality	Drop down	Applicant’s nationality
Race	Drop down	Applicant’s race
Religion	Drop down	Applicant’s religion
Marital Status	Radio button	Applicant’s marital status
Date of Birth	-	Automatically defined based on I.C Number
City of Birth	Alphabetical	Applicant’s city of birth
State of Birth	Drop down	Applicant’s state of birth
Country of Birth	Drop down	Applicant’s country of birth

Figure 17.0: Personal information page

2. Click on "Save/Next" button as shown in Figure 17.0.

Address information

1. Key in all required fields as shown in Figure 18.0.

Field Name	Value/Format	Description
Mailing Address		
House Number/Lot	Alphanumeric	Applicant's mailing address information
Street Name/Taman/Kampung/Others	Alphanumeric	
Street Name/Taman/Kampung/Others	Alphanumeric	
City	Alphabetical	
Postal Code	Number	
State	Drop down	
Home Phone	Number not less than 12 characters	
Mobile Phone	Number not less than 12 characters	
Email Address	-	

Field Name	Value/Format	Description
Emergency Contact Details		
First Name	Alphanumeric	Applicant's emergency contact information
Middle Name	Alphanumeric	
Last Name	Alphanumeric	
House Number/Lot	Alphanumeric	
Street Name/Taman/Kampung/Others	Alphanumeric	
Street Name/Taman/Kampung/Others	Alphanumeric	
City	Alphabetical	
Postal Code	Number	
State	Drop down	
Relationship	Drop down	
Home Phone	Number not less than 12 characters	
Mobile Phone	Number not less than 12 characters	

CONTACT INFORMATION

A. MAILING ADDRESS

House Number/Lot*

Street Name/Taman/Kampung/Others*

Street Name/Taman/Kampung/Others

City*

Postal Code*

State*

Home Phone (Example: Country Code - Middle Number - Your Number)

Mobile Phone* (Example: Country Code - Middle Number - Your Number)

Email Address [Change Email Address](#)

B. EMERGENCY CONTACT DETAILS

First Name*

Middle Name

Last Name

House Number/Lot*

Street Name/Taman/Kampung/Others*

Street Name/Taman/Kampung/Others

City*

Postal Code*

State* If others (Please specify in Country of Birth)

Country: *

Relationship*

Home Phone (Example: Country Code - Middle Number - Your Number)

Mobile Phone* (Example: Country Code - Middle Number - Your Number)

Figure 18.0: Address page

The screenshot shows a form titled 'Email Address'. It contains a text input field labeled 'New Email*' which is highlighted with a red border. To the right of the input field are two buttons: 'SAVE' and 'CANCEL', both highlighted with red borders.

Figure 19.0: Change email address

2. If you would like to change your email address, click on “Change Email Address” button as shown in Figure 18.0.
3. Key in your new email address as per image in Figure 19.0.
4. Then click “Save” button as shown in Figure 19.0. A notification email will be sent to the both mail boxes.
5. Click on “Save/Next” button as shown in Figure 18.0.

Applicant’s guardian information

1. Key in all required fields as shown in Figure 20.0.

Field Name	Value/Format	Description
First Name	Alphabetical	Guardian’s information
Middle Name	Alphabetical	
Last Name	Alphabetical	
NRIC Number.	Number	
Old IC Number/ Police/Military	Alphanumeric	
Occupation	Alphanumeric	
Name of Employer	Alphanumeric	
Position	Alphanumeric	
Monthly Income	Number	
Is your guardian currently working in PETRONAS or subsidiary of PETRONAS?	Radio button	
If YES, please select company’s name from following list	Drop down	<ul style="list-style-type: none"> • Guardian’s information • Required if guardian is working with PETRONAS or subsidiary of PETRONAS
Staff Number.	Number	
Service Period	Number	
Relationship with Guardian	Drop down	Guardian’s information
Number of Dependent (s) (from guardian’s point of view)	Drop down	
Name	Alphabetical	<ul style="list-style-type: none"> • Guardian’s information • Number of data rows depending on number of dependents entered.
Relationship	Alphabetical	
Age	Number	
Status	Drop down	

Guideline for PESP Applicants 2018

Field Name	Value/Format	Description
Other Status	Alphabetical	Required if drop down Status value is "Others"
Do you have any sibling(s) previously /currently sponsored by PETRONAS in local university/abroad?	Radio button	Sibling's information
Name	Alphabetical	<ul style="list-style-type: none"> • Sibling's information • Required if applicant has any siblings sponsored by PETRONAS in local university/abroad
NRIC Number	Number	
Name	Alphabetical	Sibling's information
NRIC Number	Number	
Guardian's Marital Status	Drop down	Applicant's father's marital status
Home Phone	Number not less than 12 characters	Guardian's contact details
Mobile Phone	Number not less than 12 characters	
Email Address	-	


Figure 20.0: Applicant’s guardian information page

Applicant’s father information

1. Key in all required fields as shown in Figure 21.0.

Field Name	Value/Format	Description
Is your father still alive?	Radio button	<ul style="list-style-type: none"> • If radio button value is “No”, all of other fields will be disabled • If the applicant’s guardian is the father, applicant’s father information will be auto populated except father’s marital status. Otherwise, applicant must manually key in all the required fields
First name	Alphabetical	
Middle name		
Last name		
NRIC Number	Number	
Old IC Number/Police/Military	Alphanumeric	
Occupation	Alphanumeric	
Name of Employer	Alphanumeric	
Position	Alphanumeric	
Monthly Income	Number	
Number of dependant(s)	Number	
Is your father currently working in PETRONAS or subsidiary of PETRONAS?	Radio button	


Field Name	Value/Format	Description
If YES, please select company's name from the following list	Drop down	<ul style="list-style-type: none"> If radio button value is "No", all of other fields will be disabled If the applicant's guardian is the father, applicant's father information will be auto populated except father's marital status. Otherwise, applicant must manually key in all the required fields Required if guardian is working with PETRONAS or subsidiary of PETRONAS
Staff Number	Number	
Service Period	Number	
Father's Marital Status	Drop down	Applicant's father's marital status
Home Phone	Number not less than 12 characters	Father's contact details
Mobile Phone	Number not less than 12 characters	
Email Address	-	

B. APPLICANT'S FATHER INFORMATION 

Is your father still alive?^{**} Yes No

First Name^{**} Middle Name Last Name

New IC Number - - (OR) Passport Number/Police/Military

Occupation^{**} 

Name of Employer^{**}

Position^{**}

Monthly Income^{**} MYR

Is your father currently working in PETRONAS or subsidiary of PETRONAS?^{**} Yes No

Father's Marital Status^{**}

Home Phone - - (Example: 60 12 35551212)
Country Code - Middle Number - Your Number

Mobile Phone^{**} - - (Example: 60 12 35551212)
Country Code - Middle Number - Your Number

Email Address

Figure 21.0: Father information page

Applicant's mother information

1. Key in all required fields as shown in Figure 23.0.

Field Name	Value/Format	Description
Is your mother still alive?	Radio button	<ul style="list-style-type: none"> If radio button value is "No", all of other fields will be disabled If the applicant's guardian is the mother, applicant's mother information will be auto populated except mother's marital status. Otherwise, applicant must manually key in all the required fields
First name	Alphabetical	
Middle name	Alphabetical	
Last name	Alphabetical	
NRIC Number	Number	
Old IC Number/Police/Military	Alphanumerical	
Occupation	Alphanumerical	
Name of Employer	Alphanumerical	
Position	Alphanumerical	
Monthly Income	Number	
Number of dependent(s)	Number	
Is your mother currently working in PETRONAS or subsidiary of PETRONAS?	Radio button	<ul style="list-style-type: none"> If radio button value is "No", all of other fields will be disabled If the applicant's guardian is the mother, applicant's mother information will be auto populated except mother's marital status. Otherwise, applicant must manually key in all the required fields Required if mother is working with PETRONAS or subsidiary of PETRONAS
If YES, please select company's name from following list	Drop down	
Staff Number	Number	
Service Period	Number	
Mother's Marital Status	Drop down	Applicant's mother's marital status.
Home Phone	Number not less than 12 characters	Mother's contact details
Mobile Phone	Number not less than 12 characters	
Email Address	Number	

C. APPLICANT'S MOTHER INFORMATION ?

Is your mother still alive? Yes No

First Name Middle Name Last Name

New IC Number - - (OR) Passport Number/Police/Military

Occupation

Name of Employer

Position

Monthly Income MYR

Is your mother currently working in PETRONAS or subsidiary of PETRONAS? Yes No

Mother's Marital Status

Home Phone - -
(Example: Country Code - Middle Number - Your Number 60 12 35551212)

Mobile Phone - -
(Example: Country Code - Middle Number - Your Number 60 12 35551212)

Email Address

Figure 22.0: Mother information page

2. Click on "Save/Next" button as shown in Figure 22.0.

Academic Information

1. Key in all required fields as shown in Figure 23.0.

Field Name	Value/Format	Description
SPM Year	Drop down	Applicant's academic information
SPM Serial Number	Number	
State	Drop down	
School Name	Drop down	
Subject	Drop down	
Grade	Drop down	
Language	Drop down	
Other Language	Alphabetical	
Level	Drop down	

ACADEMIC INFORMATION

SPM ACADEMIC DETAILS

Applicant's Category: SPM SPM Year*: 2017

Angka Giliran*:

State*:

School Name*:

SPM RESULT 2017

Please fill in your 16 top scored subjects including Bahasa Inggeris GCE-O 1119 with the grades during SPM 2017.
 Minimum required subjects are 10 including Bahasa Inggeris GCE-O 1119. If you have filled in the grades for all subjects taken, please choose "Not Applicable" for the remaining field of subjects.
 Failure to do so will result in the application not being processed.

NO.	SUBJECT*	GRADE*
1	Bahasa Melayu	- Select -
2	Bahasa Inggeris	- Select -
3	Matematik	- Select -
4	Sejarah	- Select -
5	Bahasa Inggeris 1119	- Select -
6	- Select Subject -	- Select -
7	- Select Subject -	- Select -
8	- Select Subject -	- Select -
9	- Select Subject -	- Select -
10	- Select Subject -	- Select -
11	- Select Subject -	- Select -
12	- Select Subject -	- Select -
13	- Select Subject -	- Select -
14	- Select Subject -	- Select -
15	- Select Subject -	- Select -
16	- Select Subject -	- Select -

ADDITIONAL LANGUAGE

Please specify foreign language(s) taken in school and level of proficiency.

NO.	LANGUAGE	OTHER LANGUAGE	Proficiency
1	- Select Language -	<input type="text"/>	- Select -
2	- Select Language -	<input type="text"/>	- Select -

Figure 23.0: Academic information page

- Click on "Save/Next" button as shown in Figure 23.0.

Co-Curriculum Information

- Key in all required fields as shown in Figure 25.0.

Field Name	Value/Format	Description
Sport	Drop down	Applicant's co-curriculum information
Level of Involvement	Drop down	
Uniform Body	Drop down	
Position	Drop down	
Club/Society	Drop down	
Position	Drop down	
Club/Society	Drop down	
Position	Drop down	
Activity	Drop down	
Level of Involvement	Drop down	

CO-CURRICULUM INFORMATION

SPORT ⓘ

If you were not involved in any sports activity, please select "NOT INVOLVED" in section.

SPORT*

LEVEL OF INVOLVEMENT*

UNIFORM BODY

If you were not involved in any uniform body activity, please select "NOT INVOLVED" in section.
If the role held by you is not in the list, please select the position which is at the same level.

UNIFORM BODY*

POSITION*

CLUB / SOCIETY

Please fill in 2 club/society which you held the best position.
If you were not involved in any club/society activity, please select "NOT INVOLVED" in section.
If the role held by you is not in the list, please select the position which is at the same level.

FIRST CLUB / SOCIETY

CLUB / SOCIETY*

POSITION*

SECOND CLUB / SOCIETY

CLUB / SOCIETY*

POSITION*

OTHER ACHIEVEMENT ⓘ

ACTIVITY*

LEVEL OF INVOLVEMENT*

Figure 24.0: Co-curriculum information page

2. Click on "Save/Next" button as shown in Figure 24.0.

Other Information

1. Key in all required fields as shown in Figure 25.0.

Field Name	Value/Format	Description
Health information		
Not Applicable	Check box	Applicant's health information
Visual Disability (Not include short/long sighted)	Check box	
Speech Disability	Check box	
Hearing Disability	Check box	
Color Blind	Check box	
With hearing aids product	Check box	
Other Disability	Check box	
Physical Disability	Check box	

Guideline for PESP Applicants 2018

Field Name	Value/Format	Description	
Did you have/are you having any chronic disease or infectious disease?	Radio button		
Please specify type of disease	Alphanumerical	Required if applicant has any chronic or infectious disease	
Sponsorship/scholarship information			
Have you received any type of sponsorship?	Drop down	Applicant's sponsorship/scholarship information	
Sponsorship body	Alphabetical		
Start of Sponsorship Year	Date	Required if applicant has received any type of sponsorship	
End of Sponsorship year	Date		
Participation in Other PETRONAS Education Programme			
Program Sentuhan Ilmu PETRONAS			
Please indicate the name of your school during your participation	Alphanumerical	Applicant's participation information	
State	Drop down		
Year Start	Drop down		
Year End	Drop down		
BUDI PETRONAS			
Please indicate the name of your school during your participation	Drop down		
Year Start	Drop down		
Year End	Drop down		
TRENGLISH			
Please indicate the name of your school during your participation	Alphanumerical		
Year Start	Drop down		
Year End	Drop down		
TRUST SCHOOL			
Please indicate the name of your school during your participation	Alphanumerical	Applicant's participation information	
Year Start	Drop down		
Year End	Drop down		
All About Youth			
Please indicate the name of your school during your participation	Alphanumerical		
Year Start	Drop down		
Year End	Drop down		
DiscoverPETRONAS@Schools (DPS)			
Year Attended	Drop down		
Other			
Name of the programme	Alphanumerical		
Please indicate the name of your school during your participation	Alphanumerical		
Year Start	Drop down		
Year End	Drop down		
Not Applicable	Check box		

OTHER INFORMATION

A. HEALTH INFORMATION

Not Applicable

Visual Disability (Not include short/long sighted) Hearing Disability

Speech Disability With hearing aids product

Color Blind

Other Disability

Physical Disability

Do you currently or previously have any chronic or infectious disease? * Yes No

B. SPONSORSHIP/SCHOLARSHIP INFORMATION

Have you received any type of sponsorship? * Yes No

C. Participation in Other PETRONAS Education Programme

Note: Feedback given in this section will not affect the selection process. You can only choose up to 3 programmes at one time.

Have you received any sponsorship from PETRONAS or participated in any PETRONAS programmes in the past? *

Program Sentuhan Ilmu PETRONAS (PSIP)

BUDI PETRONAS

TREGLISH

TRUST School

All About Youth

DiscoverPETRONAS@Schools (DPS)

Other

Not Applicable

Figure 25.0: Additional information page

2. Click on "Save/Next" button as shown in Figure 25.0.

Confirmation

1. Click on "Confirm & Proceed" button as shown in Figure 26.0

DECLARATION

I hereby confirm that all information and statements provided as above are true and correct. All Photocopies of all related certificates and documents will be submitted to support this application during PETRONAS Youngstars Day 2018 and are valid as required. I hereby confirm my understanding and acknowledgement that PETRONAS has an absolute right to reject this application for any reason whatsoever; or withdraw the PETRONAS Education Sponsorship Programme (PESP) offer at any time if there is any mistake or doubt found in any of the information and / or statement provided here.

CONFIRM & PROCEED

Figure 26.0: Declaration page

Verify and submit

1. Click on "Verify and Print Form" link to verify your details. You can also print your online application form.
2. Once verified, click on "Submit" button as shown in Figure 27.0 to complete your application.

Please verify your information in the application form before submit online.

Verify and Print Form

Kindly click on the "SUBMIT" button to complete your application form.

Reminder 1: Incomplete application will not be processed.

Reminder 2: You are not allowed to change the information in the application form once you have clicked "SUBMIT". Submitted applicant form is available for viewing and printing.

Thank you.

SUBMIT

Figure 27.0: Verify and submit page

How to check on application status

1. Kindly check on your application status and please ensure that your application status is completed as per message shown in Figure 28.0.
2. Click on "Print Form" button to print your online application form.

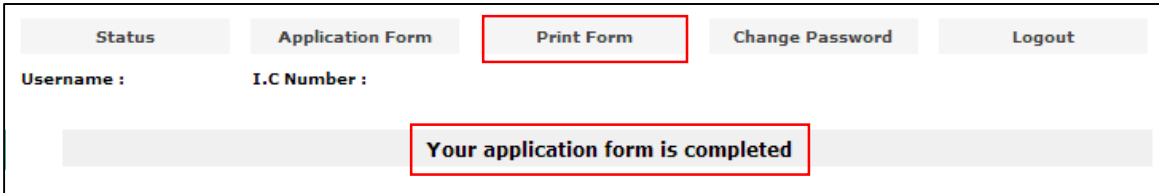


Figure 28.0: Check application status page